



illumination design  
SINCE 1972




# TECHNICAL SHEETS






MATERIALI / MATERIALS	
Struttura / Frame	Ferro – Acciaio con effetto martellato / Iron – Steel with hammered effect
Vetro / Glass	---

DATI TECNICI / TECHNICAL DATA		
INFO	EUROPE	USA
Prodotto / Product	Sospensione / Pendant	Sospensione / Pendant
Installazione / Installation	Soffitto / Ceiling	Soffitto / Ceiling
Diametro / Diameter	22 cm.	8,66"
Altezza / Height	35 cm.	13,77"
Lunghezza cavo / Wire lenght	130 cm.	51,18"
Rosone / Canopy	Ø 7 cm.	Ø 2,75" (additional plate Ø 4,72")

SPECIFICHE ELETTRICHE / ELECTRICAL SPECIFICATIONS		
INFO	EUROPE	USA
Alimentazione / Power Supply	220-240V – 50/60Hz	100-120V – 50/60Hz
Specifiche lampade/Bulbs specifications	3x0,8W chip led 4000K (incl. / incl.)	3x0,8W chip led 4000K (incl. / incl.)
Wattaggio massimo / Max wattage	2,4W (405 lumen)	2,4W (405 lumen)
Tensione led / Led voltage	24VDC (driver incl. / driver incl.)	24VDC (driver incl. / driver incl.)
Dimmerabilità / Dimmability	Phase dimming on request	Phase dimming on request

OPZIONE DECORI STANDARD / STANDARD FINISHING OPTIONS		Opzioni vetri / Glass options
 Foglia oro / gold leaf	 nero velluto/ velvet black	
 foglia argento / silver leaf	 champagne / champagne	

PESO E VOLUME / WEIGHT AND VOLUME		
 Peso Netto / Net weight Kg.2,20	 Volume M3 0,061	 Peso Lordo / Gross weight Kg.4,00

--- MADE IN ITALY ---