



illumination design
SINCE 1972



TECHNICAL SHEETS








Codice / Code : 21666/S40

MATERIALI / MATERIALS	
Struttura / Frame	Ferro – Acciaio con effetto martellato / Iron – Steel with hammered effect
Vetro / Glass	----

DATI TECNICI / TECHNICAL DATA		
INFO	EUROPE	USA
Prodotto / Product	Sospensione / Pendant	Sospensione / Pendant
Installazione / Installation	Soffitto / Ceiling	Soffitto / Ceiling
Diametro / Diameter	40 cm.	15,56"
Altezza / Height	6 cm.	2,36"
Lunghezza cavo / Wire lenght	130 cm.	51,18"
Rosone / Canopy	Ø 14 cm.	Ø 5,51"

SPECIFICHE ELETTRICHE / ELECTRICAL SPECIFICATIONS		
INFO	EUROPE	USA
Alimentazione / Power Supply	220-240V – 50/60Hz	100-120V – 50/60Hz
Specifiche lampade/Bulbs specifications	13x0,8W chip led 4000K (incl. / incl.)	13x0,8W chip led 4000K (incl. / incl.)
Wattaggio massimo / Max wattage	10,4W (1755 lumen)	10,4W (1755 lumen)
Tensione led / Led voltage	24VDC (driver incl. / driver incl.)	24VDC (driver incl. / driver incl.)
Dimmerabilità / Dimmability	Phase dimming on request	Phase dimming on request

OPZIONE DECORI STANDARD / STANDARD FINISHING OPTIONS		Opzioni vetri / Glass options
 Foglia oro / gold leaf	 foglia argento / silver leaf	
 foglia oro antica / antique gold leaf	 foglia argento antica / antique silver leaf	
 nero velluto/ velvet black	 acciaio inox / inox steel	

PESO E VOLUME / WEIGHT AND VOLUME		
 Peso Netto / Net weight Kg.2,70	 Volume M3 0,096	 Peso Lordo / Gross weight Kg.4,50

--- MADE IN ITALY ---