



illumination design
SINCE 1972



TECHNICAL SHEETS






MATERIALI / MATERIALS	
Struttura / Frame	Ferro – Acciaio con effetto martellato / Iron – Steel with hammered effect
Vetro / Glass	----

DATI TECNICI / TECHNICAL DATA		
INFO	EUROPE	USA
Prodotto / Product	Sospensione / Pendant	Sospensione / Pendant
Installazione / Installation	Soffitto / Ceiling	Soffitto / Ceiling
Diametro / Diameter	70 cm.	27,55"
Altezza / Height	13 cm.	5,11"
Lunghezza cavo / Wire lenght	130 cm.	51,18"
Rosone / Canopy	Ø 22 cm.	Ø 8,66"

SPECIFICHE ELETTRICHE / ELECTRICAL SPECIFICATIONS		
INFO	EUROPE	USA
Alimentazione / Power Supply	220-240V – 50/60Hz	100-120V – 50/60Hz
Specifiche lampade/Bulbs specifications	30x0,8W chip led 4000K (incl. / incl.)	30x0,8W chip led 4000K (incl. / incl.)
Wattaggio massimo / Max wattage	24W (4050 lumen)	24W (4050 lumen)
Tensione led / Led voltage	24VDC (driver incl. / driver incl.)	24VDC (driver incl. / driver incl.)
Dimmerabilità / Dimmability	Phase dimming on request	Phase dimming on request

OPZIONE DECORI STANDARD / STANDARD FINISHING OPTIONS		Opzioni vetri / Glass options
 Foglia oro / gold leaf  foglia oro antica / antique gold leaf  nero velluto/ velvet black	 foglia argento / silver leaf  foglia argento antica / antique silver leaf  acciaio inox / inox steel	

PESO E VOLUME / WEIGHT AND VOLUME		
 Peso Netto / Net weight Kg.7,00	 Volume M3 0,310	 Peso Lordo / Gross weight Kg.11,00

--- MADE IN ITALY ---